



**PLASTI-GRIP**

TE Internal #: 8-34071-1

Splices, 16 – 14 AWG Wire Size, 1.25 – 2 mm<sup>2</sup> Wire Size, Standard, 2050 – 5180 CMA Wire Size, Copper, Blue, Butt Splice Splice, Serrated, PLASTI-GRIP

[View on TE.com >](#)

Terminals & Splices > Splices



Wire Size: 1.25 – 2 mm<sup>2</sup>

Sealable: No

Splice Features: **Standard**

Accepts Wire Insulation Diameter Range: 4.32 mm [ .17 in ]

**Features**

**Product Type Features**

Discrete Wire Type	Solid or Stranded
Splice Accessory Type	Splice
Sealable	No
Splice Type	Butt Splice
Serrated	Yes
Compatible With Discrete Wire Type	Solid, Stranded
Wire Insulation Support Retention Type	Insulation Support

**Configuration Features**

Number of Serrations	12
Compatible With Wire & Cable Type	Discrete Wire

**Electrical Characteristics**

Operating Voltage	600 V
-------------------	-------

**Body Features**

Insulation Sleeve Material	Copper
----------------------------	--------



Weight per Piece	4.536 g
------------------	---------

Plating Material	Tin
------------------	-----

Insulation Material	Vinyl
---------------------	-------

Splice Features	Standard
-----------------	----------

Primary Product Material	Copper
--------------------------	--------

Primary Product Color	Blue
-----------------------	------

### Contact Features

Contact Plating Material	Tin
--------------------------	-----

Barrel Type	Closed
-------------	--------

### Mechanical Attachment

Wire Insulation Support	With
-------------------------	------

### Dimensions

Wire Size	2050 – 5180 CMA
-----------	-----------------

Accepts Wire Insulation Diameter Range	4.32 mm[.17 in]
--	-----------------

Overall Product Length	1.07 mm[.042 in]
------------------------	------------------

### Usage Conditions

Insulation Option	Fully Insulated
-------------------	-----------------

Operating Temperature Range	90 °C[221 °F]
-----------------------------	---------------

### Operation/Application

Heavy Duty	No
------------	----

Compatible With Wire Base Material	Copper
------------------------------------	--------

### Industry Standards

Government Qualified Splice	No
-----------------------------	----

### Packaging Features

Packaging Quantity	100
--------------------	-----

Packaging Method	Loose Piece
------------------	-------------

### Other

Military Category	No
-------------------	----

### Product Compliance

[For compliance documentation, visit the product page on TE.com>](#)

EU RoHS Directive 2011/65/EU	Compliant
------------------------------	-----------











EU ELV Directive 2000/53/EC	Compliant
China RoHS 2 Directive MIIT Order No 32, 2016	No Restricted Materials Above Threshold
EU REACH Regulation (EC) No. 1907/2006	Current ECHA Candidate List: JUNE 2022 (224) Candidate List Declared Against: JUL 2021 (219) Does not contain REACH SVHC
Halogen Content	Not Low Halogen - contains Br or Cl > 900 ppm.
Solder Process Capability	Not applicable for solder process capability

Product Compliance Disclaimer

This information is provided based on reasonable inquiry of our suppliers and represents our current actual knowledge based on the information they provided. This information is subject to change. The part numbers that TE has identified as EU RoHS compliant have a maximum concentration of 0.1% by weight in homogenous materials for lead, hexavalent chromium, mercury, PBB, PBDE, DBP, BBP, DEHP, DIBP, and 0.01% for cadmium, or qualify for an exemption to these limits as defined in the Annexes of Directive 2011/65/EU (RoHS2). Finished electrical and electronic equipment products will be CE marked as required by Directive 2011/65/EU. Components may not be CE marked. Additionally, the part numbers that TE has identified as EU ELV compliant have a maximum concentration of 0.1% by weight in homogenous materials for lead, hexavalent chromium, and mercury, and 0.01% for cadmium, or qualify for an exemption to these limits as defined in the Annexes of Directive 2000/53/EC (ELV). Regarding the REACH Regulation, the information TE provides on SVHC in articles for this part number is based on the latest European Chemicals Agency (ECHA) 'Guidance on requirements for substances in articles' posted at this URL: <https://echa.europa.eu/guidance-documents/guidance-on-reach>

### Compatible Parts

 <p>TE Part # 59824-1 TETRA-CRIMP PIDG PG FASTON 22-10 ASSY</p>	 <p>TE Part # 58433-3 PRO CR ASSY, RBY IS9252</p>	 <p>TE Part # 47387 DAHT PG PIDG 20-14 ASSY</p>	 <p>TE Part # 58423-1 DIE, RBY IS9252</p>
 <p>TE Part # 45575-1 DAHT PG 16-14 ASSY</p>	 <p>TE Part # 1SET191001R0000 CRIMP-HT</p>	 <p>TE Part # 1SET191002R0000 TET CRIMP-HT</p>	 <p>TE Part # 169404 CERTI-LOK DIE</p>

Also in the Series | **PLASTI-GRIP**



Compression Connectors(3)



Crimp Wire Pins, Tabs &amp; Ferrules(25)



Ring Terminals &amp; Spade Terminals(537)



Splices(49)

## Documents

### Product Drawings

[SPLICE,PG BUTT 16-14](#)

English

### CAD Files

Customer View Model

[ENG\\_CVM\\_CVM\\_8-34071-1\\_T.2d\\_dxf.zip](#)

English

### 3D PDF

3D

Customer View Model

[ENG\\_CVM\\_CVM\\_8-34071-1\\_T.3d\\_igs.zip](#)

English

Customer View Model

[ENG\\_CVM\\_CVM\\_8-34071-1\\_T.3d\\_stp.zip](#)

English

By downloading the CAD file I accept and agree to the [Terms and Conditions](#) of use.

### Product Specifications

[Application Specification](#)

English

### Product Environmental Compliance

[Product Compliance](#)

English

[Product Compliance](#)

English

### Instruction Sheets

[Instruction Sheet \(U.S.\)](#)

English